

Work Place Sentence Frames

GRADE 1 • UNIT 7

Make 3 copies of this set on heavy paper or card stock to include in your Work Place bins.


Each set of sentence frames is marked with the Work Place for which it is intended.

A star (★) indicates a set more suited for advanced students or those who have visited the Work Place before.

Many of the blanks are intended to be filled in with a number. Others will be filled in with words or phrases. More complex sentences have prompts below the blanks to indicate what should be filled in (as with Mad Libs).

When the sentence frame requires new or challenging vocabulary, a word bank is offered.

Certain key mathematics vocabulary is indicated in bold type.



I spun a _____ and rolled a _____.
tens ones

_____ + _____ = _____
number number number


_____ + _____ = _____
number number number

I found my total by _____
_____.

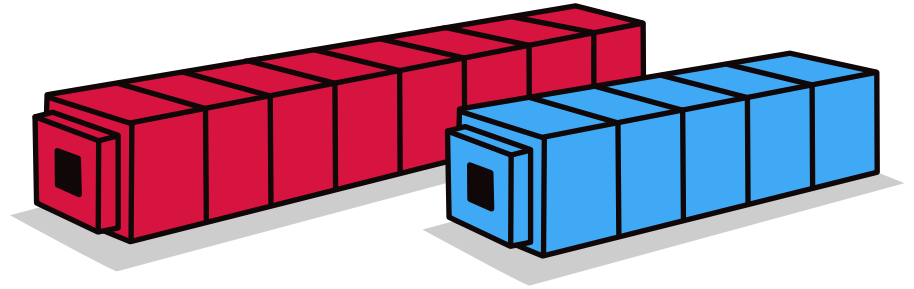
My total is _____ and your total is _____.
number number

_____ so _____ win!
number < = > number you/I

Another strategy for solving the problem is



I drew a _____.
number



I will color in _____ cube stacks.
number

_____ minus _____ is _____.
number number number

_____ reached zero!
You/I

I need _____ next time to get to zero.
number

