

Work Place Sentence Frames


KINDERGARTEN • UNIT 7

Make 3 copies of this set on heavy paper or card stock to include in your Work Place bins.

Each set of sentence frames is marked with the Work Place for which it is intended.

A star (★) indicates a set more suited for advanced students or those who have visited the Work Place before.

Many of the blanks are intended to be filled in with a number. Others will be filled in with words or phrases. More complex sentences have prompts below the blanks to indicate what should be filled in (as with Mad Libs).




I will put the _____ on this side.
object

I spun _____. I think the
lighter/heavier


_____ is _____
object lighter/heavier

than the _____.
object




The _____ weighs _____
object more/less
than the _____.
object

I think it would take _____ cubes to
number
equal the weight of the _____.
object



I think there are _____ cubes in my pile.
number


I counted _____ cubes.
number



The difference between my estimate
and my actual number of cubes is


$$\underline{\hspace{2cm}} - \underline{\hspace{2cm}} = \underline{\hspace{2cm}}.$$

number number number



I chose the number _____.
number

I have _____ dots and you have
number
_____ dots, so _____ win!
number you/I



I see _____ tens and _____ ones.
number number

There are _____ dots in all. I have
number
_____ dots and you have _____ dots.
number number

_____ </> _____
number </> number

We spun _____, so _____ get the cards.
</> you/I

I have _____ cards and you

number

have _____ cards.

number

_____ and we spun _____,

number

< / >

number

< / >

so _____ win!

you/I

