

Work Place Sentence Frames


KINDERGARTEN • UNIT 6

Make 3 copies of this set on heavy paper or card stock to include in your Work Place bins.

Each set of sentence frames is marked with the Work Place for which it is intended.

A star (★) indicates a set more suited for advanced students or those who have visited the Work Place before.

Many of the blanks are intended to be filled in with a number. Others will be filled in with words or phrases. More complex sentences have prompts below the blanks to indicate what should be filled in (as with Mad Libs).

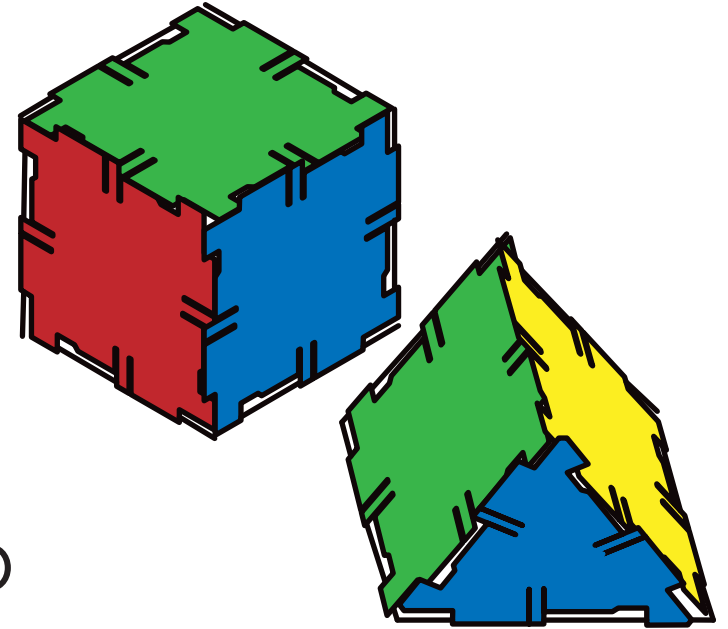


I rolled _____ . I will use _____ Polydrons
number number
to build a _____ .
cube/triangular prism

I need _____ to make
squares/triangles
my _____ .
shape



_____ finished first, so _____ win!
You/I you/I



I need _____ Polydrons to
complete my shape.
number

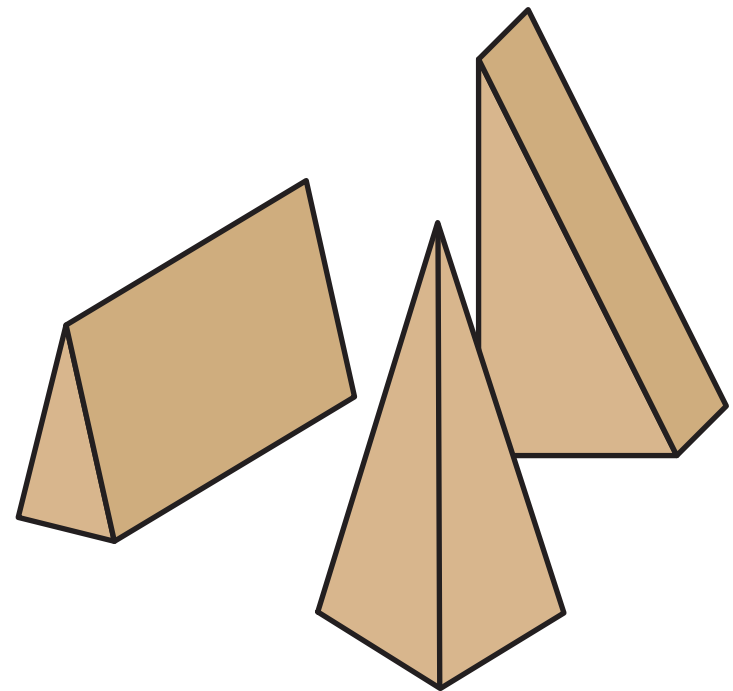
I have _____, so I need _____ more.
number number

I am going to sort these objects: _____,
object name

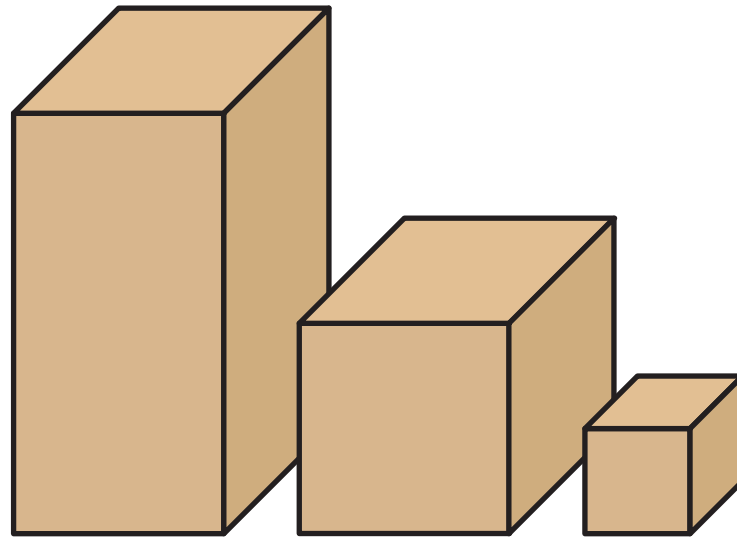
_____/ _____/ _____
object name object name object name

and _____.
object name

Can you guess my rule?



I sorted these by _____ because
attribute



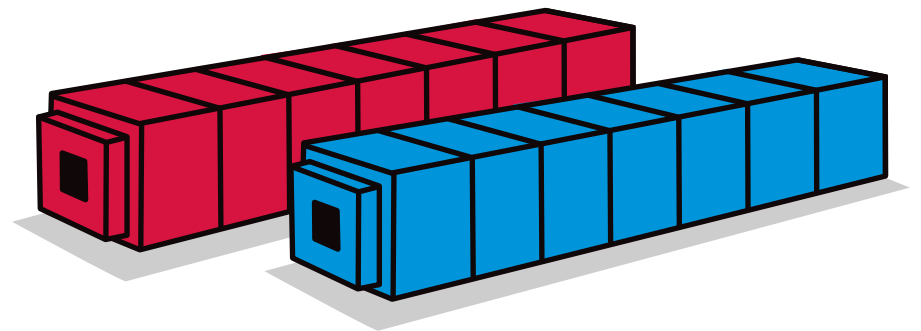
I spun _____ . I will put
number shape

_____ cubes in the _____ row.
number shape

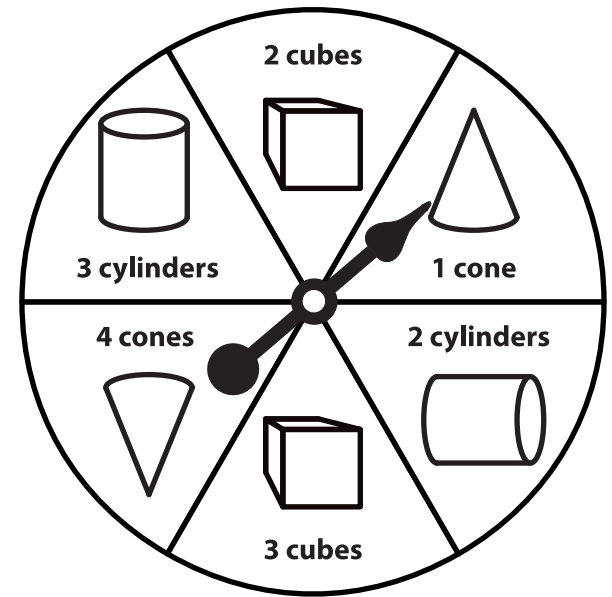
I have _____ cubes in my five-frame.
number

I need _____ more to make 5.
number

$$\begin{array}{c} \underline{\quad\quad\quad} \\ \text{number} \end{array} + \begin{array}{c} \underline{\quad\quad\quad} \\ \text{number} \end{array} = 5$$



_____ filled 3 five-frames first!
You/I



_____ cubes and _____ cubes
 number number

make _____ cubes.
 number

_____ and _____ make _____.
 number number number

I rolled _____ and _____.
number number


I put _____ _____ cubes in
number color

the top row and _____ _____
number color

cubes in the bottom row.

$$\underline{\hspace{2cm}} + \underline{\hspace{2cm}} = \underline{\hspace{2cm}}$$

number number number



I had _____ cubes and you
had _____ cubes.

_____ < = > _____
number

