

Work Place Sentence Frames


KINDERGARTEN • UNIT 4


Make 3 copies of this set on heavy paper or card stock to include in your Work Place bins.

Each set of sentence frames is marked with the Work Place for which it is intended.

A star (★) indicates a set more suited for advanced students or those who have visited the Work Place before.

Many of the blanks are intended to be filled in with a number. Others will be filled in with words or phrases. More complex sentences have prompts below the blanks to indicate what should be filled in (as with Mad Libs).



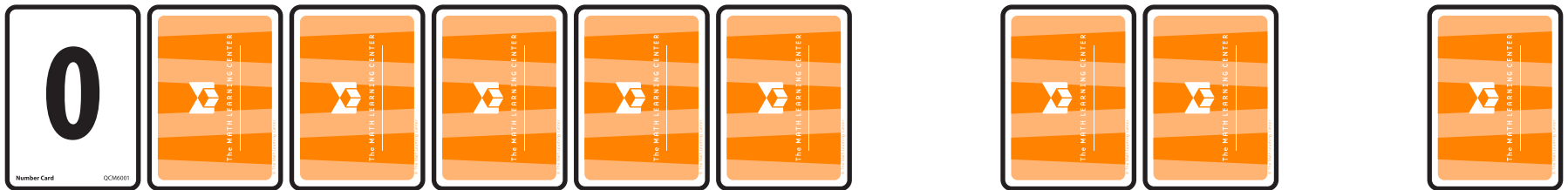


I got _____.
number

The _____ goes _____ the _____.
number before/after number

I can count forward and backward.

1, 2, 3,... and 10, 9, 8,...



I rolled a _____ and a _____.
number number

_____ + _____ = _____
number number number

There _____ a _____ on the _____ den.
is/is not number number



I rolled _____ and _____
number number

_____ + _____ = _____
number number number

I rolled _____ dots.
number


_____ - _____ = _____
number number



I rolled _____.
number


I will put _____ cubes on the board.
number

I had _____ and now I will
number
add _____ more.
number



I need _____ more cubes to get to 20.
number

I have _____ than you.
more/less



I spun a _____.
penny/ nickel



I have _____ pennies.
number

I have _____ nickels.
number



_____ pennies equals _____ cents.
number number

_____ nickels equals _____ cents.
number number



I spun _____ cents. I will put _____
number number
pennies on the board. I have _____
number
pennies. That is _____ nickels
number
plus _____ pennies left over.
number



I have _____ cents in all.
number

I need _____ more pennies to win.
number

