

Work Place Sentence Frames


KINDERGARTEN • UNIT 1

Make 3 copies of this set on heavy paper or card stock to include in your Work Place bins.

Each set of sentence frames is marked with the Work Place for which it is intended.


A star (★) indicates a set more suited for advanced students or those who have visited the Work Place before.

Many of the blanks are intended to be filled in with a number. Others will be filled in with words or phrases. More complex sentences have prompts below the blanks to indicate what should be filled in (as with Mad Libs).



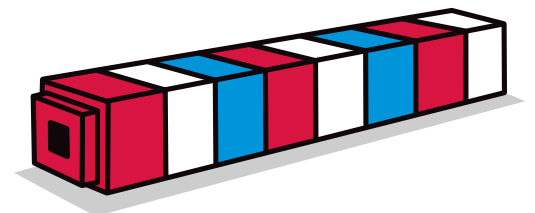
I have _____ cubes.
number

My cubes are _____.
color / size / pattern



I have _____ cubes than you.
more / less


My cubes are _____ than _____ .
longer / shorter an object



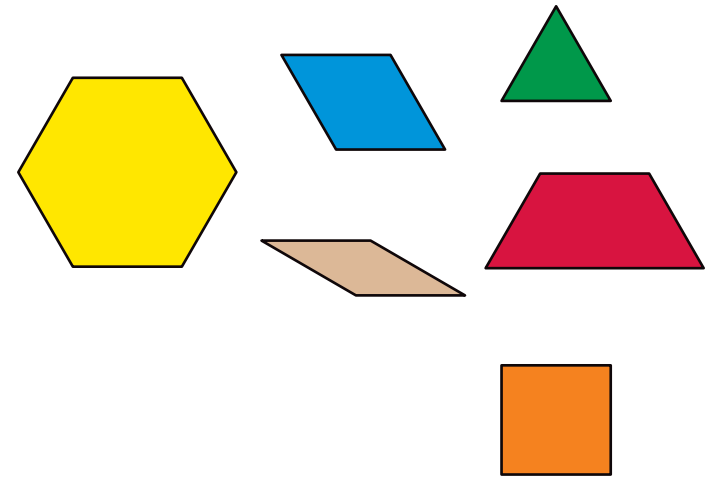
These blocks are _____.
color

I can make a _____.
design

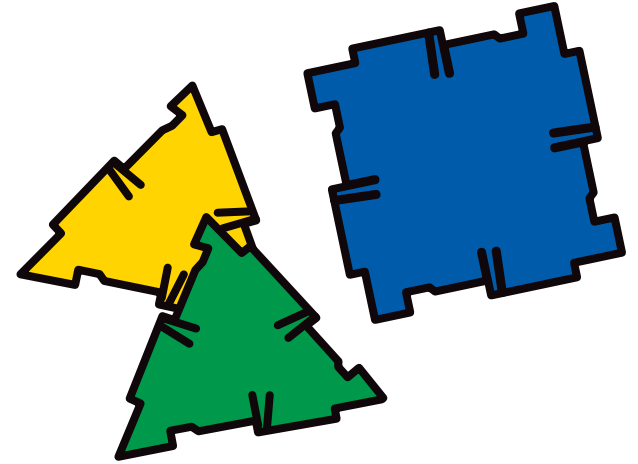
I can sort the blocks by _____.
color / shape / size



I can make a pattern:




Examples: red, green, red, green...
Triangle, square, triangle, square...



This is a _____ .
shape

I can make a _____ .
figure

I used _____ pieces.
number



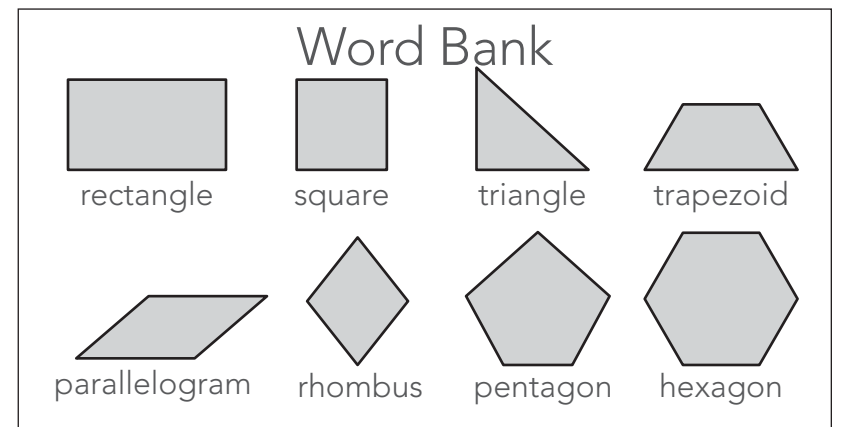
I made a _____
figure

using _____
number triangles / squares

and _____
number triangles / squares .

I can make a _____ .
shape

I made a _____ shape.
big / small



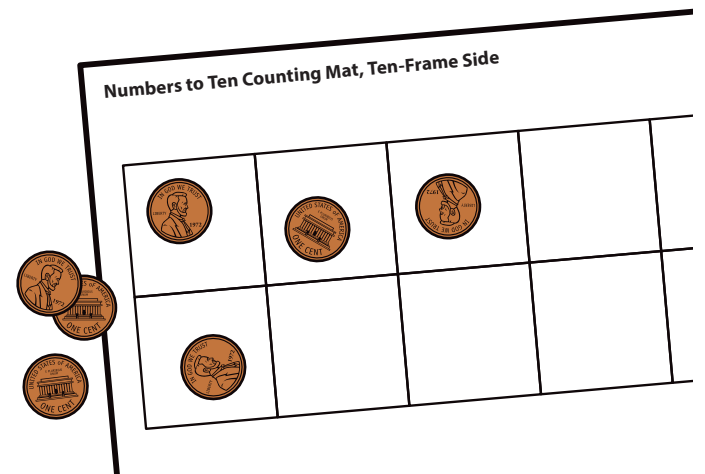
My shape has _____ sides.
number

My bands touch _____ pegs.
number

I made this shape _____
above / below
/ next to...
the other shape.

One penny, two pennies,
three pennies, etc....

There are 10 pennies on the mat.




There are _____ pennies
number
on each of my frames.

I can count by tens:

Ten pennies, twenty pennies...






I have _____ red beans.
number

I will trace the _____ .
number


You covered up _____ beans.
number



I spun a _____.
number

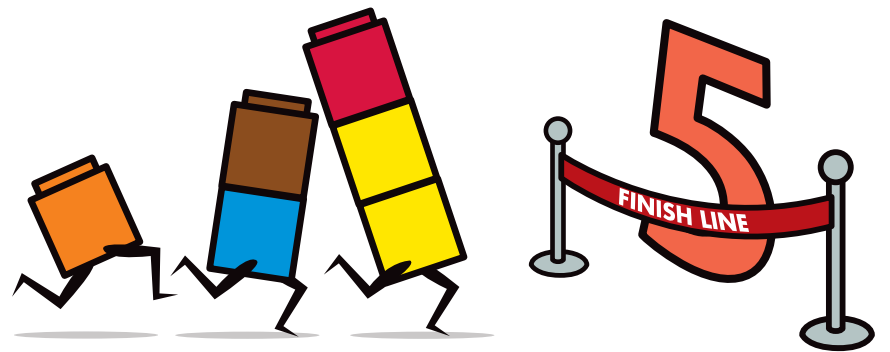
I will put _____ _____
number color

cubes on the board.



I need _____ to get to five.
number

I have _____ than you.
more / less



I spun a _____.
number

I will trace the _____.
number



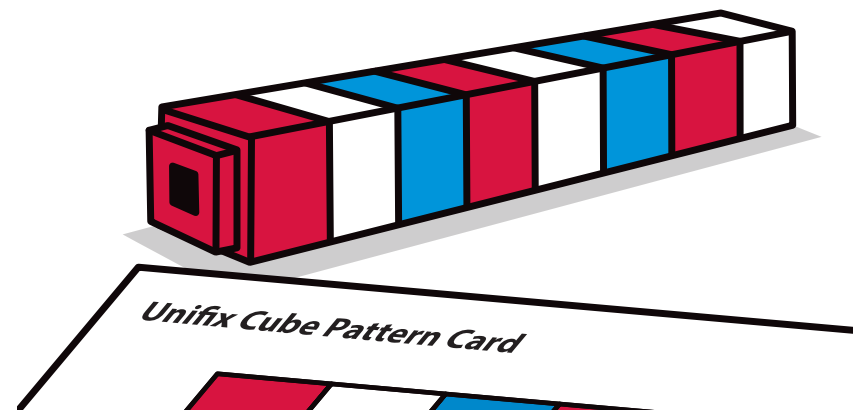
I think _____ will win.
number

I need _____ more to win.
number



I used _____ and _____ .
color color

_____ comes after _____ .
color color



I used _____ and then
 number color
_____ to start my pattern.
 number color

Next will be _____
 number color
to continue the pattern.

