

# Grade 1 Unit 1 Module 1

## Practice Pages for Math at Home

The Bridges Second Edition Module Packets, available from the Home Learning Resources page of the Bridges Educator Site, are designed to provide a review of math topics that were covered in class prior to school closures. They are meant for teachers

to send home, so students can continue to engage with key grade-level skills. The material in these packets includes exercises that can be completed by students at home with their families.

© 2020 The Math Learning Center | [mathlearningcenter.org](https://mathlearningcenter.org)

The Math Learning Center grants permission to learners, families, and educators to reproduce these documents in appropriate quantities for educational use. While you may link to these resources, any other redistribution requires written permission.

NAME \_\_\_\_\_

DATE \_\_\_\_\_

# Count the Spots

1 Trace each numeral.

11

12

13

14

15

16


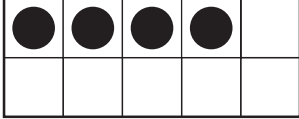

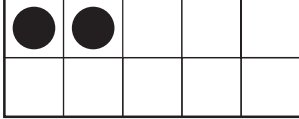



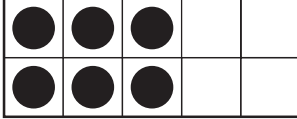

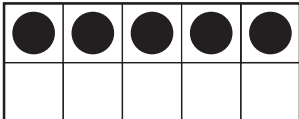

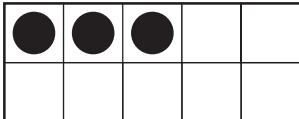

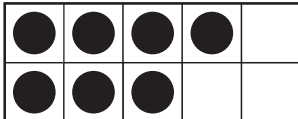


17

18

19

20

2 How many spots?

<p><b>a</b></p>   <p>14</p>	<p><b>b</b></p>  	<p><b>c</b></p>  	<p><b>d</b></p>  
<p><b>e</b></p>  	<p><b>f</b></p>  	<p><b>g</b></p>  	<p><b>h</b></p>  

NAME \_\_\_\_\_

DATE \_\_\_\_\_



# Put Them in Order Version A

Use the numbers and the dominoes to help compare and write the numbers below.



1



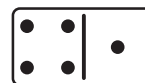
2



3



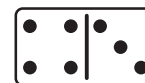
4




5




6




7



8



9



10

Trace the numbers. Then write them again in order from least to most. The first one has been done for you as an example.

5	6	4
4	5	6
_____	_____	_____

3	1	2
_____	_____	_____

8	6	7
_____	_____	_____

10	8	9
_____	_____	_____

4	2	3
_____	_____	_____

7	9	8
_____	_____	_____

NAME \_\_\_\_\_

DATE \_\_\_\_\_



# What's Missing? Version A

**1** Trace each number.

1 2 3 4 5 6 7 8 9 10

**2** Fill in the missing numbers.

1	2	3		5	6	7		9	10
11	12		14	15		17	18		20
21		23		25	26			29	30

# **Answer Keys**

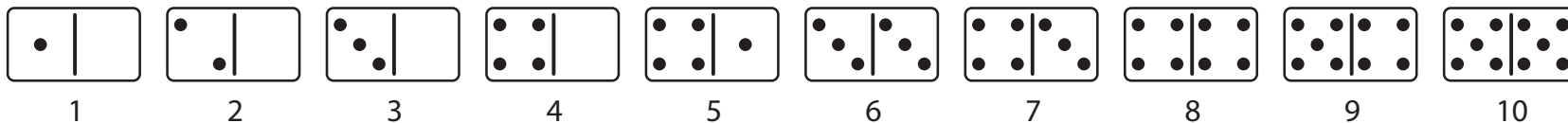
NAME \_\_\_\_\_

DATE \_\_\_\_\_



# Put Them in Order Version A

Use the numbers and the dominoes to help compare and write the numbers below.



Trace the numbers. Then write them again in order from least to most. The first one has been done for you as an example.

5	6	4
4	5	6
_____	_____	_____

3	1	2
1	2	3
_____	_____	_____

8	6	7
6	7	8
_____	_____	_____

10	8	9
8	9	10
_____	_____	_____

4	2	3
2	3	4
_____	_____	_____

7	9	8
7	8	9
_____	_____	_____

NAME \_\_\_\_\_

DATE \_\_\_\_\_



# What's Missing? Version A

1 Trace each number.

1 2 3 4 5 6 7 8 9 10

2 Fill in the missing numbers.

1	2	3	4	5	6	7	8	9	10
11	12	13	14	15	16	17	18	19	20
21	22	23	24	25	26	27	28	29	30